
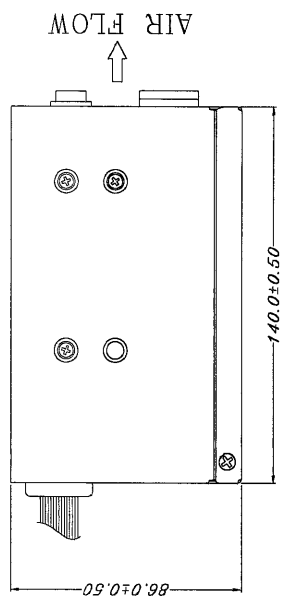
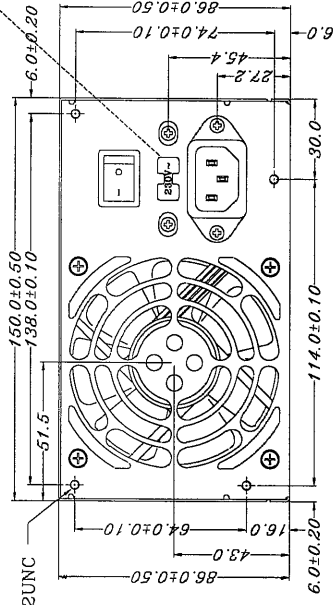
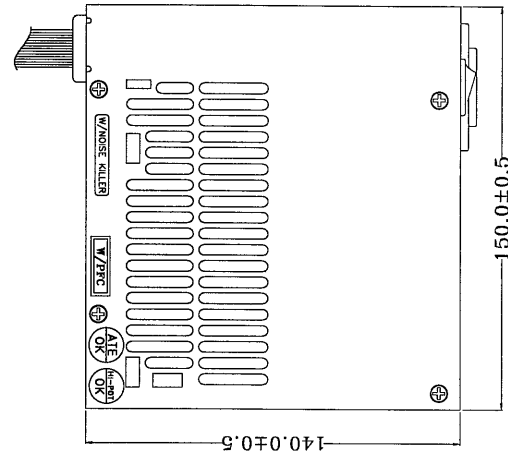
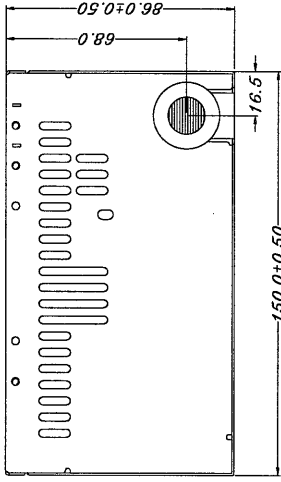



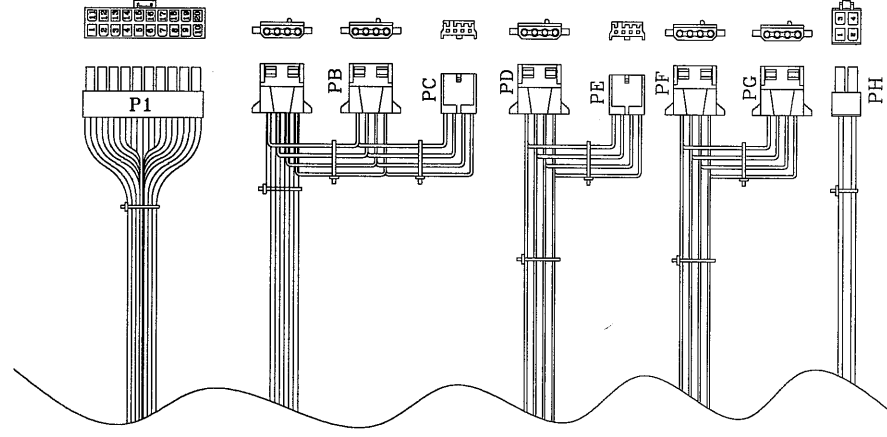
△ 客戶要求變更P1線材



02 DEN-0268  
P/N: 9PX2502800



REF. ID.	PIN NO.	SIGNAL	WIRE COLOR	GAUGE	CONNECTOR TYPE	CABLE LENGTH
P1	1	+3.3VDC	ORANGE	18	MOLEX 39-01-2200 or EQUIV.	300 -10 mm
	2	+3.3VDC	ORANGE	18		
	3	COM	BLACK	18		
	4	+5VDC	RED	18		
	5	COM	BLACK	18	AMP 1-480424-0 or EQUIV.	240 -10 mm
	6	+5VDC	RED	18		
	7	PW-OK	BLACK	18		
	8	PW-OK	GRAY	24		
	9	+5Vsb	PURPLE	24	AMP 1-480424-0 or EQUIV.	155±10 mm
	10	+12VDC	YELLOW	18		
	11	+3.3VDC	ORANGE	20		
	12	+3.3VDC	BROWN	24		
	13	-12VDC	BLUE	24	AMP 1-480424-0 or EQUIV.	155±10 mm
	14	COM	BLACK	18		
	15	PS-ON	GREEN	24		
	16	COM	BLACK	18		
	17	COM	BLACK	18	AMP 1-480424-0 or EQUIV.	155±10 mm
	18	-5VDC	WHITE	24		
	19	+5VDC	RED	18		
	20	+5VDC	RED	18		
PA	1	+12V	YELLOW	18	AMP 1-480424-0 or EQUIV.	240 -10 mm
	2	COM	BLACK	18		
	3	COM	BLACK	18		
	4	+5V	RED	18		
PB	1	+12V	YELLOW	18	AMP 1-480424-0 or EQUIV.	155±10 mm
	2	COM	BLACK	18		
	3	COM	BLACK	18		
	4	+5V	RED	18		
PC	1	+12V	YELLOW	22	AMP 171822-4 or EQUIV.	155±10 mm
	2	COM	BLACK	22		
	3	COM	BLACK	22		
	4	+5V	RED	22		
PE	1	COM	BLACK	20	MOLEX 39-01-2040 or EQUIV.	300 -10 mm
	2	COM	BLACK	20		
	3	+12V	YELLOW	20		
	4	+12V	YELLOW	20		
PH	1	COM	BLACK	20	MOLEX 39-01-2040 or EQUIV.	300 -10 mm
	2	COM	BLACK	20		
	3	+12V	YELLOW	20		
	4	+12V	YELLOW	20		



MODEL NO. : ATX-250GT(PF)	TITLE: ASSY	SHEET: 1 OF 1	REV:02
R&D	PE	DATE	Apr.22.2002
Interior Countersign: <i>張炳池 4/22</i>	Drawn: <i>AMY</i>		
			<i>Amy</i>

NOTE:  
1. ALL THE LENGTH OF OUTPUT WIRES EXCLUDE HOUSING.

UNIT:mm